

# ORGAN NEEDLES

ミシン針カタログ

**NOVATE&**

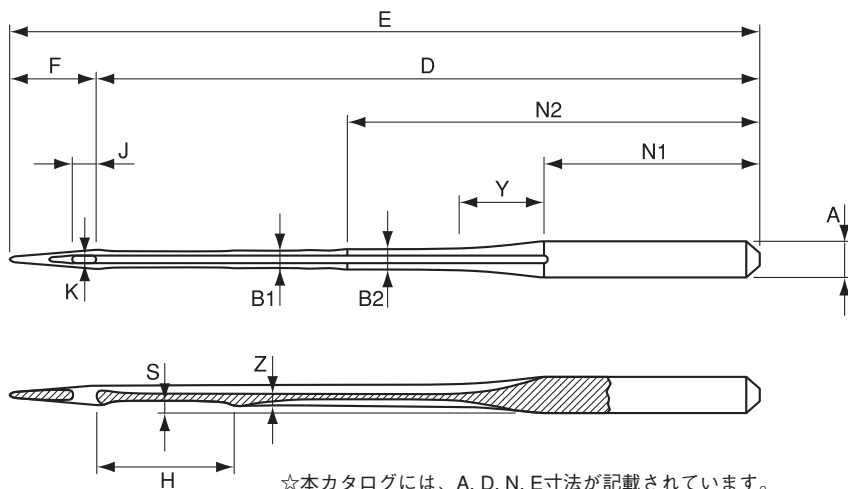
[www.novatex.ro](http://www.novatex.ro)

SEWING MACHINE NEEDLE BROCHURE

縫紉機針目錄



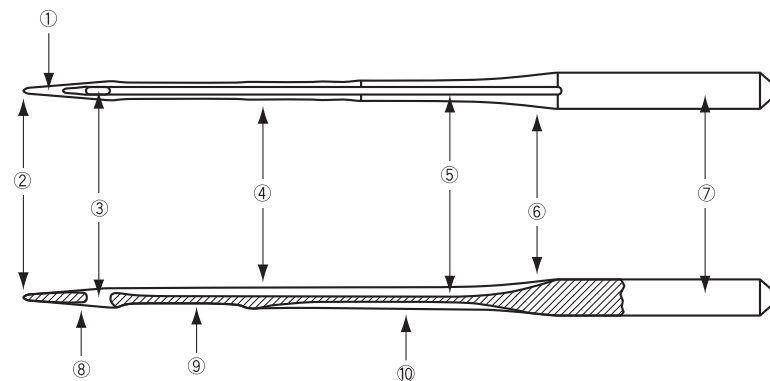
## 主要寸法 MAIN DIMENSIONS/ DIMENSIUNI PRINCIPALE



☆本カタログには、A, D, N, E寸法が記載されています。  
(E寸法は「二重環縫い関係」のみの記載になります。)  
☆The measurements A, D, N and E are given in this brochure.  
(The measurement for E is shown in the "Double chainstitch" part only.)  
Masurile A,D,N si E sunt prezentate in aceasta brosură. (O parte din  
masura E este afisata in "Double chainstitch".

A : 軸(シャंक)径	A : Shank diameter(Diametrul tijei)
B : 幹径	B : Blade diameter(Diametrul lamei)
D : 穴上寸法	D : Butt to eye length(Lungimea ochiului)
E : 全長	E : Total length(Lungime totala)
F : 穴先寸法	F : Distance from end of eye to tip(Distanta de la ochi la varf)
S : エグリ深さ	S : Depth of scarf(Adancimea canelurii)
H : エグリ長さ	H : Length of scarf(Lungimea canelurii)
J : 穴縦寸法	J : Length of eye(Lungimea ochiului)
K : 穴横寸法	K : Eye width(Latimea ochiului)
N : 軸寸法	N : Length of shank(Lungimea tijei)
Z : 溝深さ	Z : Depth of groove(Adancimea canalului)
Y : テーパー部寸法	Y : Length of shank taper(Lungimea tijei conice)

## ミシン針の主要部位名称 ANATOMY OF THE NEEDLE ANATOMIA ACULUI



① 針先部	① Needle point(Varful acului)
② 先端	② Tip of the point(Tipul varfului)
③ 糸穴	③ Needle eye(Ochiul acului)
④ 針幹	④ Blade(Lama acului)
⑤ 表溝	⑤ Long groove(Lungimea canalului)
⑥ テーパー部	⑥ Shank taper(Tija conica)
⑦ シャंक・軸	⑦ Shank(Tija)
⑧ 短溝	⑧ Point groove(Punctul canalului)
⑨ エグリ	⑨ Scarf(Canelura)
⑩ 裏溝	⑩ Short groove(Canelura scurta)

糸と針の関係表 / Interrelationship Table (Thread/Needle Sizes) / Tabel de corespondenta (Ata/Marime Ac)

	Marime ata/Thread Size/ 綫號				Needle Size/ <b>Marime AC</b> 針號
	Japanese Ticket	dtex	Nm	Ticket	
フィラメント Filament	100	100		250	55/7
	80	120		230	55/7~65/9
	60	160	180	200	55/7~70/10
	50	240	160	120	60/8~80/12
	40	300	100	80	70/10~100/16
	30	500		60	80/12~110/18
	20	600	40	40	90/14~125/20
	10	800	30	30	100/16~130/21
	8	1050	25	25	110/18~140/22
	5	1800		20	130/21~180/24

	Marime ata/Thread Size/ 綫號				Needle Size/ <b>Marime AC</b> 針號
	Japanese Ticket	dtex	Nm	Ticket	
Core Spun Miez 包芯綫	60	180	160	180	60/8~65/9
		210	150	150	60/8~70/10
	50	240	120	120	70/10~80/12
		300	100	100	70/10~90/14
		400	75	80	80/12~100/16
		500	60		90/14~100/18
	30	600	50	50	90/14~120/19
		800	36	40	100/16~120/19
	20	1050	30	30	100/16~140/22
	8	1400	25	25	120/19~160/23
	5	2000	14		140/22~160/23

	Marime ata/Thread Size/ 綫號				Needle Size/ <b>Marime AC</b> 針號
	Japanese Ticket	dtex	Nm	Ticket	
スパン Spun/	120	160	200	200	50/6~55/7
	90	180	180	180	55/7~65/9
	80 (two-twist)	210	140	150	60/8~80/12
	80 (three-twist)	210	140	140	60/8~80/12
	60 (two-twist)	270	120	120	65/9~90/14
	60 (three-twist)	270	120	110	65/9~90/14
	50 (two-twist)	300	120	90	70/10~100/16
	50 (three-twist)	400	75	80	70/10~100/16
	40	400	75	75	80/12~110/18
	30 (two-twist)	600	50	50	90/14~120/19
	30 (three-twist)	700	50	60	90/14~120/19
	20	800		30	100/16~125/20
	10	1050	30	25	110/18~130/21
	8	1200	25	24	120/19~160/23

刺繡糸 Embroidery Thread/ <b>Ata de brodat</b>	Denir	Marime AC/Needle Size 針號
	75	60/8~70/10
	120	65/9~75/11
	200	75/11~90/14

	Number	針番手/Needle Size/針號			
		綿糸 Cotton/ Bumbac	ポリエステルスパン Polyesterspun	ポリエステルフィラメント Polyesterfilament	ナイロンフィラメント Nylonfilament
呼び番手表 (日本) Japanese Ticket	120	7	7		
	100	7~8	7~8	7	7~9
	80	7~11	7~9	7~9	7~10
	60	8~14	8~12	7~10	7~11
	50	10~16	10~14	8~12	9~14
	40	14~19	12~18	11~16	11~14
	30	16~21	14~19	14~20	16~19
	20	19~23	19~23	18~22	18~21
	10	20~23	20~23	19~23	
	8	22~24	22~24	19~24	
	5			24~25	

## ミシン針の針先形状及び先端形状

用途により以下のように分類されます。適切な形状をお選びください。

**POINT STYLE and TIP OF THE POINT STYLE** The point is classified depending on the intended use. Please choose the proper point on this basis.

## 縫紉機針の針頭形状及針尖形状

根據用途分為以下幾種。請選擇合適的形狀。

先端形状 Symbol 針頭形状						
針先図 Illustration of Needle Point 針尖圖						
オルガン記号 ORGAN Designation 風琴公司記號	R	Q	J	B	U	Y
他社記号 Other Maker Designation 其它公司記號	R, SET	RG	SES, FFG, L BALL, SIN, R-K, NYR, BPL	SUK, FG, M BALL, SI R-KB, LAC, BMP	STR,TR,H BALL, KAL, BPH	SKF,G, EH BALL, BIL
特徴 Description 特徴	正規型 Regular point 標準針頭	Qボール Extra light ball point 極小圓頭	Jボール Light ball point 小圓頭	Bボール Medium ball point 中圓頭	Uボール Heavy ball point 大圓頭	Yボール Extra heavy ball point 特大圓頭

先端形状 Symbol 針頭形状			
針先図 Illustration of Needle Point 針尖圖			
オルガン記号 ORGAN Designation 風琴公司記號	<b>S</b>	<b>TRI</b>	<b>SPI</b>
他社記号 Other Maker Designation 其它公司記號		<b>SD1, TRI TIP</b>	<b>RS, S SET</b>
特徴 Description 特徴	スリムポイント Slim point 纖細針頭	小三角型 Light triangular point 小三角形頭	尖頭細身型 Slim sharp point 尖頭細身形頭

※ スリムポイントは、先端がJボールで、糸穴から先端までの針先の形状は当社標準針よりも細身になっています。  
Slim point has adopted a slimmer needle point (from the side of the eye to the tip ) along with the J-ball than our regular needle.  
細身圓頭針の針尖為J圓頭、從針眼到針尖的針頭部分比標準針細

先端形状 Symbol 針頭形状				
針先図 Illustration of Needle Point 針尖圖				
縫い目 Stitch 縫跡				
オルガン記号 ORGAN Designation 風琴公司記號	<b>P</b>	<b>LR</b>	<b>LL</b>	<b>S</b>
他社記号 Other Maker Designation 其它公司記號	<b>W, NW</b>	<b>RTW, NRTW</b>	<b>TW, NTW</b>	<b>CR, NCR</b>

針先図 Illustration of Needle Point 針尖圖	先端形状 Symbol 針頭形状	オルガン記号 ORGAN Designation 風琴公司記號	他社記号 Other Maker Designation 其它公司記號	特徴 Description 特徴
		EM	R-E0°, LG G ECC SET, SEM, EXEM	上偏心 Eccentric towards long groove (down-side of needle) 上偏心
		EK	R-E180°, SH G ECC SET, SEK, EXEK	下偏心 Eccentric towards short groove (up-side of needle) 下偏心
		EL	R-E270°, LF G ECC SET, SEL, EXEL	左偏心 Eccentric left 左偏心
		ER	R-E90°, RT G ECC SET, SER, EXER	右偏心 Eccentric right 右偏心
		CL	CL	短溝左ひねり Left-twist point groove at point 針槽向左扭
		CR	CR	短溝右ひねり Right-twist point groove at point 針槽向右扭
		HR		ハーフポイント Half round point 半細身針頭
		HO		フック Hook point 針鈎

先端形状 Symbol 針頭形状	オルガン記号 ORGAN Designation 風琴公司記號	他社記号 Other Maker Designation 其它公司記號	特徴 Description 特徴	先端形状 Symbol 針頭形状	オルガン記号 ORGAN Designation 風琴公司記號	他社記号 Other Maker Designation 其它公司記號	特徴 Description 特徴
	LBR	WD R TW	皮革用 45° 逆ひねり、大 For leather Extra wide reversed 45-degree twist point 皮革用 45° 反轉 大		SS		皮革用 横メス 小 For leather Narrow cross point 皮革用 反狭扁針頭
	DI	DIA	皮革用 クロスダイヤ For leather Diamond point 皮革用 菱形針頭		D	TRI	三角型 Triangular point 三角形針頭
	VR	R TWSP, NRTWSP	皮革用 45° 逆ひねり For leather narrow reversed 45-degree twist point 皮革用 45° 反轉		SQ	QVK	四角型 Square point 正方形針頭
	PCL		皮革用 縦メス 短溝左ひねり For leather Narrow wedge point with left-twist point groove 皮革用 扁針頭 針槽向左扭		TQ	QR, RSQ	45° ひねり四角型 45-degree twist square point 45° 斜正方形針頭
	PCR		皮革用 縦メス 短溝右ひねり For leather Narrow wedge point with right-twist point groove 皮革用 扁針頭 針槽向右扭		V	STAY, SP W	縦ステイ型 Stay point 條形針頭
	LLCR		皮革用 45° ひねり 短溝右ひねり For leather 45-degree twist with right-twist point groove 皮革用 45° 斜扁針頭 針槽向右扭		CV		横ステイ型 Cross stay point 反條形針頭
	PS		皮革用 織細メス 小 For leather Narrow wedge point 皮革用 狭扁針頭 小				

オプション  
OPTION  
選 項

表面処理のご紹介


縫製条件に合わせて三種類の表面処理をご用意しています。  
\*HPのみ#14以下の針では、先端はJボールポイントが標準仕様となっています。

COATING STYLE

We have three types of coatings depending on sewing conditions.  
\*Regarding HP coating, the J-ball has been adapted for needles of size #14 and under to maintain consistency.

關於表面處理

針對縫紉條件現在共有三種表面處理方式。  
\*HP、#14以下の針的針尖標準為J圓頭。

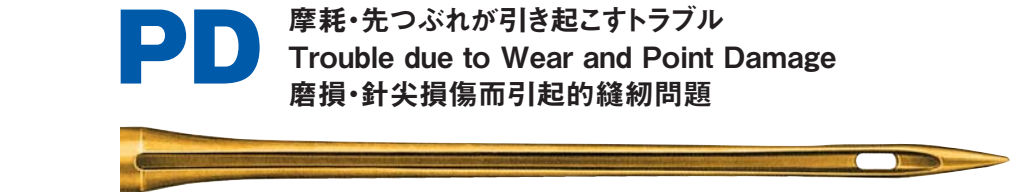


ご使用例	For	使用例
スーツ	Business suit	套装
ジャケット	Nylon jacket	夾克
スポーツウェア	Sportswear	運動服
ジーンズ	Jeans	牛仔服
コート	Coat	大衣
レインコート	Rain coat	雨衣

粘着トラブル  
Trouble due to Adhesion  
粘着而引起的縫紉問題

ご使用例	For	使用例
ワイシャツ	Shirt	襯衣
スーツ	Business suit	套装
合成皮革のパンツ	Synthetic leather pants	合成革褲子
ダウンジャケット	Down jacket	羽絨服
スポーツウェア	Sportswear	運動服
ジーンズ	Jeans	牛仔服
自動車シート	Car seat	汽車座墊
革カバン	Leather bag	皮包

表面処理  
COATING  
表面處理



ご使用例	For	使用例
エアバッグ	Air bag	氣囊
ジーンズ	Jeans	牛仔服
ベルト	Belt	皮帶
スポーツウェア	Sportswear	運動服
靴・革靴	Shoes, Leather shoes	鞋・皮鞋
皮革衣料	Leather Apparel	皮衣
自動車シート	Car seat	汽車座墊

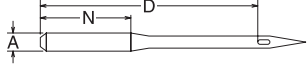



















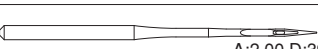


PD 摩耗・先つぶれが引き起こすトラブル  
Trouble due to Wear and Point Damage  
磨損・針尖損傷而引起的縫紉問題

詳しくは取扱い店へお問い合わせください。/Please contact ORGAN distributors for details./詳情請諮詢販賣店。

記号 SYSTEM SYSTEM SISTEMA 型號	他社記号 OTHER MAKER SYSTEM PARALLELSYSTEME SISTEMAS EQUIVALENTES 其他公司型號	先端 POINT SPITZE PUNTA 針尖	ミシン針イラスト ILLUSTRATION OF NEEDLE NADELFOTO FOTO DE AGUJA 縫紉機針示意图 	用途 APPLICATION ANMERKUNG NOTAS 用途	番手 NEEDLE SIZES NADELSTÄRKEN TAMAÑOS DE AGUJAS 針號
<b>■ 本縫い関係 For Lockstitch 平縫系列</b>					
DB × 1	16 × 231 16 × 257		 A:1.62~2.02 D:33.80 N:16.00~10.50	本縫い lockstitch	7 8 9 10 11 12 13 14 16 18 19 20 21 22 22½ 23 24 25 55 60 65 70 75 80 85 90 100 110 120 125 130 140 150 160 180 200
DB × 1KN			 A:1.62 D:33.80 N:16.00	ニット用 for knitted fabrics	8 9 10 11 12 14 60 65 70 75 80 90
DB × 1KNLE			 A:1.62 D:33.80 N:16.00	DB × 1 KNの糸穴大 DB × 1 KN with large needle eye	9 10 11 12 65 70 75 80
DB × 1SF			 A:1.62 D:33.80 N:16.00	超ファインゲージニット用 for very fine knitted fabrics	8 9 10 11 60 65 70 75
DB × 1NS			 A:1.62 D:33.80 N:16.00~10.50	新合繊用 for new synthetic materials	8 9 10 11 12 14 60 65 70 75 80 90
DB × 1 - NY2			 A:1.62~1.90 D:33.80 N:16.00~12.50	目飛び対策針 preventing skipped stitches	9 10 11 12 14 16 18 19 65 70 75 80 90 100 110 120
DB × 1PR			 A:1.62 D:33.80 N:16.00	プリント生地用 for printed fabrics	10 11 70 75
DB × 1738	1738		 A:1.62~2.02 D:33.80 N:16.00~11.50	本縫い lockstitch	8 9 10 11 12 13 14 16 18 19 20 21 22 23 24 60 65 70 75 80 85 90 100 110 120 125 130 140 160 180
DB × 95			 A:1.62 D:33.80 N:13.50	本縫い用一段伸線 lockstitch (single-swaged blade)	8 9 10 11 12 13 14 16 17 18 19 20 21 22 23 24 60 65 70 75 80 85 90 100 105 110 120 125 130 140 160 180
DB × A20	287WK SY6633		 A:1.62 D:33.80 N:12.50~10.50	A寸=1.62mm (shank diameter = 1.62mm)	19 20 21 22 23 120 125 130 140 160
DB × 287WKH			 A:1.63 D:33.90 N:16.00	DB × 1のF寸短 DB × 1 with shorter distance from tip of the point to end of needle eye	7 8 9 10 11 12 13 14 16 18 19 21 55 60 65 70 75 80 85 90 100 110 120 130
DB × 1KK	1738KK		 A:1.62 D:33.80 N:12.50	DB × 1のN寸短 DB × 1 with shorter shank	11 14 16 75 90 100
DA × 1	88 × 1 SY1315		 A:1.62 D:29.60 N:14.50	本縫い lockstitch	7 8 9 10 11 12 13 14 16 18 19 20 21 22 55 60 65 70 75 80 85 90 100 110 120 125 130 140
DA × 1KN			 A:1.62 D:29.60 N:13.50	ニット用 for knitted fabrics	8 9 10 11 60 65 70 75
DI × 3			 A:1.98 D:39.20~39.00 N:14.50	靴、袋物縫用 for shoes, bags, etc	12 14 16 18 19 20 21 22 22½ 23 24 25 80 90 100 110 120 125 130 140 150 160 180 200
DP × 17	135 × 17		 A:2.00 D:39.00 N:16.00~13.00	本縫厚物用 for thick materials	9 10 11 12 13 14 16 18 19 20 21 22 23 24 25 26 65 70 75 80 85 90 100 110 120 125 130 140 160 180 200 230
DP × 17 - NY2			 A:2.00 D:39.00 N:16.00~13.00	目飛び対策針 preventing skipped stitches	11 12 14 16 18 19 20 21 22 23 75 80 90 100 110 120 125 130 140 160

上記以外にも様々な種類の針があります。詳しくは、お問い合わせください。/Please Note: we have many other types of needles that are not indicated above. Please contact us for details.

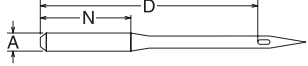

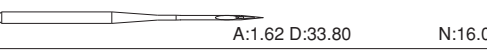

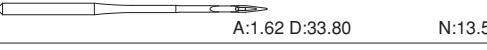

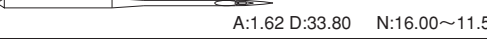

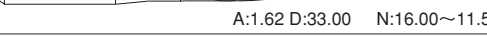

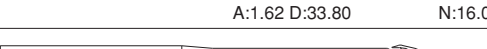














記号 SYSTEM SYSTEM SISTEMA 型號	他社記号 OTHER MAKER SYSTEM PARALLELSYSTEME SISTEMAS EQUIVALENTES 其他公司型號	先端 POINT SPITZ PUNTA 針尖	ミシン針イラスト ILLUSTRATION OF NEEDLE NADELFOTO FOTO DE AGUJA 縫紉機針示意圖 	用途 APPLICATION ANMERKUNG NOTAS 用途	番手 NEEDLE SIZES NADELSTÄRKEN TAMAÑOS DE AGUJAS 針號
DP - C80 - NY2			 A:2.00 D:39.00 N:13.00~16.00	DP × 17 - NY2の平取針 DP×17 - NY2 with flat shank	<b>18 19 21 22 23</b> 110 120 130 140 160
DP - C119 - NY2			 A:2.00 D:39.00 N:13.00	DP × 17 - NY2の平取針 DP×17 - NY2 with flat shank	<b>19 22 23</b> 120 140 160
DP × 17 - SK1			 A:2.00 D:39.00 N:16.00~13.50	目飛び対策針 preventing skipped stitches	<b>14 16 18 19 20 21 22 23 24</b> 90 100 110 120 125 130 140 160 180
DP × 17SF			 A:2.00 D:39.00 N:16.00	超ファインゲージニット用 for very fine knitted fabrics	<b>9 10</b> 65 70
DP × 17NS			 A:2.00 D:39.00 N:16.00	針穴跡防止 preventing poor needle hole	<b>14</b> 90
DP × 17LE			 A:2.00 D:39.00 N:16.00	DP × 17の糸穴大 DP × 17 with large needle eye	<b>14 16 18 19 21 22 23</b> 90 100 110 120 130 140 160
DP × 35R			 A:2.00 D:38.20 N:13.50	本縫玉縁用 lockstitch welting	<b>8 9 10 11 12 13 14 16 18 19 20 21 22 22½ 23 23½ 24 25</b> 60 65 70 75 80 85 90 100 110 120 125 130 140 150 160 170 180 200
DP × 35R - NY2			 A:2.00 D:38.20 N:13.50	目飛び対策針 preventing skipped stitches	<b>14 16 18 19 20 21 22 23</b> 90 100 110 120 125 130 140 160
DP - C126 - NY2			 A:2.00 D:38.20 N:13.50	DP × 35R - NY2の平取針 DP × 35R - NY2 with flat shank	<b>18 19 21 22</b> 110 120 130 140
DP × 35R - SK1			 A:2.00 D:38.20 N:13.50	目飛び対策針 preventing skipped stitches	<b>14 16 18 19 20 21 22 23</b> 90 100 110 120 125 130 140 160
DP - N45			 A:2.00 D:39.00 N:19.00	DP × 17の地糸切れ対策針 DP × 17 preventing fabric yarn breakage	<b>18</b> 110

### ■ 刺繍関係 For Embroidery 刺繍系列

DB × K5			 A:1.62~1.90 D:33.80 N:16.00~12.50	刺繍用 (DB×1の糸穴大) embroidery (DB × 1 with large needle eye)	<b>8 9 10 11 12 13 14 16 18 19</b> 60 65 70 75 80 85 90 100 110 120
DB × K5 - NY			 A:1.62 D:33.80 N:16.00	強度対策針 DB × K5 with reinforced blade	<b>8 9 10 11 12 14</b> 60 65 70 75 80 90
DB × K5 - YORI			 A:1.62 D:33.80 N:16.50	上糸切れ・ルーピング preventing upper thread breakage and poor embroidery stitches appearance	<b>8 9 10 11</b> 60 65 70 75
DB × K5Z1			 A:1.62 D:33.80 N:16.00	刺繍用 for multi-head embroidery machine	<b>8 9 10 11 12 14</b> 60 65 70 75 80 90
DB × K5Z1 - NY			 A:1.62 D:33.80 N:16.50	刺繍用強度対策針 DB × K5Z1 with reinforced blade	<b>9 10 11 12 14</b> 65 70 75 80 90
DB × K5Z2 - NY			 A:1.62 D:33.80 N:13.50	刺繍 厚物、円筒枠用 for cylindrical frame, thick materials	<b>9 10 11 12 14</b> 65 70 75 80 90

上記以外にも様々な種類の針があります。詳しくは、お問い合わせください。/Please Note: we have many other types of needles that are not indicated above. Please contact us for details.

記号 SYSTEM SYSTEM SISTEMA 型號	他社記号 OTHER MAKER SYSTEM PARALLELSYSTEME SISTEMAS EQUIVALENTES 其他公司型號	先端 POINT SPITZE PUNTA 針尖	ミシン針イラスト ILLUSTRATION OF NEEDLE NADELFOTO FOTO DE AGUJA 縫紉機針示意图 	用途 APPLICATION ANMERKUNG NOTAS 用途	番手 NEEDLE SIZES NADELSTÄRKEN TAMAÑOS DE AGUJAS 針號
DB × K5Q1			 A:1.62 D:33.80 N:16.00	刺繍用 for multi-head embroidery machine	<b>8 9 10 11 12 14</b> 60 65 70 75 80 90
DB × K5KK			 A:1.62 D:33.80 N:13.50	DB × K5のN寸短 DB × K5 with shorter shank	<b>9 10 11 12 14</b> 65 70 75 80 90
DB × 5ST			 A:1.62 D:33.80 N:16.00~11.50	DB×1の糸穴大 DB×1 with large needle eye	<b>16 20 22</b> 100 125 140
DB × 7ST			 A:1.62 D:33.00 N:16.00~11.50	DB×1の糸穴大 DB×1 with large needle eye	<b>9 11 12 14 16 18</b> 65 75 80 90 100 110
DB × 9ST			 A:1.62 D:33.80 N:16.00	DB×1の糸穴大 DB×1 with large needle eye	<b>9 11 14 16 18</b> 65 75 90 100 110
PH - C70			 A:1.62 N:26.00	ハンドル刺繍用 for chenille embroidery	<b>11 14 16 18 19 21</b> 75 90 100 110 120 130
PH - C70LE			 A:1.62 D:57.65 N:26.00	ハンドル刺繍用 for chenille embroidery	<b>14 16</b> 90 100
PH × 1			 A:1.52 N:26.00~10.00	ハンドル刺繍用 for chenille embroidery	<b>9 11 12 13 14 15 16 18 19 20 21 22 23 26</b> 65 75 80 85 90 95 100 110 120 125 130 140 160 230
PH × 1SM			 A:1.46 N:26.00	ハンドル刺繍用 for chenille embroidery	<b>14 16 18 19</b> 90 100 110 120
PH × 1TR			 A:1.46 N:26.00	ハンドル刺繍用 for chenille embroidery	<b>12 14 16 18 19</b> 80 90 100 110 120
PH × 1WS			 A:1.42 N:26.00	ハンドル刺繍用 for chenille embroidery	<b>14 16</b> 90 100

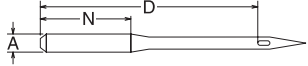

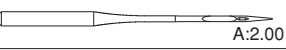




























### ■ ボタン付け関係 For Button sewing 釘扣系列

TQ × 1	29 - S 175 × 1 1985		 A:1.75 D:37.20 N:11.50	ボタン付け button sewing	<b>9 10 11 12 13 14 16 18 19 20 21 22</b> 65 70 75 80 85 90 100 110 120 125 130 140
TQ × 3	175 × 3 1661LG		 A:1.75 D:41.50 N:11.50	ボタン付け button sewing	<b>11 12 14 16 18 19 20 21 22</b> 75 80 90 100 110 120 125 130 140
TQ × 7	29 - L 175 × 7 2091		 A:1.75 D:47.00 N:17.50	ボタン付け button sewing	<b>9 10 11 12 13 14 16 18 19 20 21 22 23</b> 65 70 75 80 85 90 100 110 120 125 130 140 160
TQ × 7KK			 A:1.75 D:47.00 N:11.50	TQ × 7のN寸短 TQ × 7 with shorter shank	<b>10 12 14 16 18 19 20 21 22</b> 70 80 90 100 110 120 125 130 140
TQ × 9	29 - LSS 175 × 9		 A:1.75 D:47.00 N:14.00~10.00	ボタン付け button sewing	<b>9 10 11 12 14 16 18 19 20 21 22</b> 65 70 75 80 90 100 110 120 125 130 140
TQ × 13	175 × 13		 A:1.75 D:50.00 N:14.00	ボタン付け button sewing	<b>13 16 18 20 22</b> 85 100 110 125 140





上記以外にも様々な種類の針があります。詳しくは、お問い合わせください。/Please Note: we have many other types of needles that are not indicated above. Please contact us for details.

記号 SYSTEM SYSTEM SISTEMA 型號	他社記号 OTHER MAKER SYSTEM PARALLELSYSTEME SISTEMAS EQUIVALENTES 其他公司型號	先端 POINT SPITZE PUNTA 針尖	ミシン針イラスト ILLUSTRATION OF NEEDLE NADELFOTO FOTO DE AGUJA 縫紉機針示意圖 	用途 APPLICATION ANMERKUNG NOTAS 用途	番手 NEEDLE SIZES NADELSTÄRKEN TAMAÑOS DE AGUJAS 針號
SM × 332LG	332LGHKSP		 A:1.98 D:48.50 N:18.00	ボタン付け button sewing	<b>11 12 14 16 18 19 21 22 23</b> 75 80 90 100 110 120 130 140 160
SM × 332EXTLG	332EXT LG		 A:1.98 D:54.50 N:18.00	ボタン付け button sewing	<b>9 10 11 12 14 16 18</b> 65 70 75 80 90 100 110
SM × 332EXTLG - NY			 A:1.98 D:54.50 N:18.00	SM × 332EXTLG with reinforced blade 強度対策針	<b>11 12 14 16 18</b> 75 80 90 100 110
SM × 332SUPLG			 A:1.98 D:59.50 N:18.00	ボタン付け button sewing	<b>12 14 16</b> 80 90 100
DPN - 2000A	2000A		 A:1.00/1.13 (E:44.40)	根巻ボタン付用 button sewing (button-neck-wrapping)	<b>38 49</b> 100 115
DP - N29			 A:2.00 D:39.00 N:10.00	ボタン付け DP × 17 N寸短 button sewing DP×17 with shorter shank	<b>11 14</b> 75 90
DP × 17KK			 A:2.00 D:39.00 N:11.50	ボタン付け DP × 17 N寸短 button sewing DP×17 with shorter shank	<b>11 14</b> 75 90
<b>■ 千鳥縫い関係 (穴かがり、閉止用) For Zigzag stitching, Buttonholing and Bartacking 曲折縫 鎖眼 套結系列</b>					
DP × 5	134R 135 × 5 797		 A:2.00 D:33.90 N:12.50~11.50	穴かがり・千鳥縫用 buttonholing, zigzag stitching	<b>7 8 9 10 11 12 13 14 16 18 19 20 21 22 22½ 23 23½ 24 25</b> 55 60 65 70 75 80 85 90 100 110 120 125 130 140 150 160 170 180 200
DP × 5KN			 A:2.00 D:33.90 N:12.50	ニット用 for knitted fabrics	<b>8 9 10 11 12</b> 60 65 70 75 80
DP × 5SF			 A:2.00 D:33.90 N:12.50	超ファインゲージニット用 for very fine knitted fabrics	<b>9 10 11</b> 65 70 75
DP × 5NS			 A:2.00 D:33.90 N:12.50~11.50	新合織用 for new synthetic materials	<b>8 9 10 11 12 14</b> 60 65 70 75 80 90
DP × 134 - NY2			 A:2.00 D:33.90 N:13.50~12.50	目飛び対策針 preventing skipped stitches	<b>9 10 11 12 14 16 18 19 20 21 22 23</b> 65 70 75 80 90 100 110 120 125 130 140 160
DP × 134 - SK1			 A:2.00 D:33.90 N:13.50~11.50	目飛び対策針 preventing skipped stitches	<b>14 16 18 19 20 21 22 23</b> 90 100 110 120 125 130 140 160
DP × 134HS			 A:2.00 D:33.90 N:13.50~11.50	熱対策針 preventing needle heat	<b>10 11 12 14 16 18 22</b> 70 75 80 90 100 110 140
PF × 134KK			 A:2.00 D:33.90 N:11.50	DP × 5のN寸短 DP × 5 with shorter shank	<b>8 10 11 12 13 14 16 18 19 21 22</b> 60 70 75 80 85 90 100 110 120 130 140
DP × 1	135 × 1 354		 A:2.00 D:31.90 N:12.50~11.50	本縫い lockstitch	<b>8 9 10 11 12 13 14 16 18 19 20 21 22 22½ 23 24 25</b> 60 65 70 75 80 85 90 100 110 120 125 130 140 150 160 180 200
DP × 58			 A:2.00 D:33.90 N:12.50~11.50	千鳥縫用 zigzag stitching	<b>9 10 11 12 14 16 18 19</b> 65 70 75 80 90 100 110 120

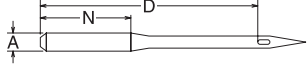

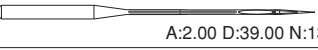

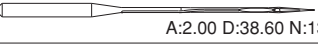







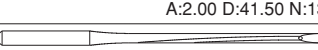

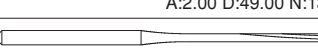













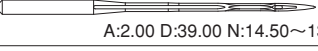

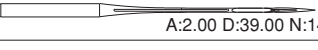

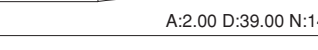




上記以外にも様々な種類の針があります。詳しくは、お問い合わせください。/Please Note: we have many other types of needles that are not indicated above. Please contact us for details.

記号 SYSTEM SYSTEM SISTEMA 型號	他社記号 OTHER MAKER SYSTEM PARALLELSYSTEME SISTEMAS EQUIVALENTES 其他公司型號	先端 POINT SPITZE PUNTA 針尖	ミシン針イラスト ILLUSTRATION OF NEEDLE NADELFOTO FOTO DE AGUJA 縫紉機針示意圖 	用途 APPLICATION ANMERKUNG NOTAS 用途	番手 NEEDLE SIZES NADELSTÄRKEN TAMAÑOS DE AGUJAS 針號
DP × 265	265 - 50EO 438 - 80EO		 A:2.00 D:34.00 N:13.50	ファンデーション用 for underwear	<b>10 11 12 14 16 18 19</b> 70 75 80 90 100 110 120
DP × 438	265 438		 A:2.00 D:33.90 N:13.50	本縫千鳥用 lockstitch, zigzag stitching	<b>8 9 10 11 12 14 16 18 19</b> 60 65 70 75 80 90 100 110 120
DP × 438KK			 A:2.00 D:33.90 N:11.50	DP × 438のN寸短 DP × 438 with shorter shank	<b>10 12 14 16 18 19</b> 70 80 90 100 110 120
DP - G65			 A:2.00 D:33.90 N:12.50	ファンデーション用 (DP × 5 スリムUボール) for underwear (DP × 5 with slim U-ball point)	<b>9 10 11</b> 65 70 75
DP × 134LE			 A:2.00 D:33.90 N:12.50	飾りステッチ用 (DP × 5 糸穴大) decoration stitch (DP×5 with large needle eye)	<b>9 10 11 12 14 16 18 19 21 22 23</b> 65 70 75 80 90 100 110 120 130 140 160
SG × 1906	135 × 53 SY1906		 A:2.00 D:33.90 N:13.50~11.50	千鳥縫用 ファンデーション用 zigzag stitching, for underwear	<b>8 9 10 11 12 13 14 16 18 19 20 21</b> 60 65 70 75 80 85 90 100 110 120 125 130
SG × 1963	SY1963		 A:2.00 D:33.90 N:13.50	千鳥縫用 ファンデーション用 zigzag stitching, for underwear	<b>8 9 10 11 12</b> 60 65 70 75 80
SG × 1965	SY1965		 A:2.00 D:33.90 N:13.50	千鳥縫用 ファンデーション用 zigzag stitching, for underwear	<b>9 10 11 12 14</b> 65 70 75 80 90
DO × 5	142 × 5 SY1413		 A:2.02 D:31.30 N:10.00	鳩目穴かがり用 eyelet buttonholing	<b>11 12 14 16 18 19 20 21 22</b> 75 80 90 100 110 120 125 130 140
DO × 5 - NY			 A:2.02 D:31.30 N:10.00	強度対策針 DO × 5 with reinforced blade	<b>16 18 19</b> 100 110 120
DO × 558	558		 A:2.00 D:33.90 N:11.00	鳩目穴かがり用 eyelet buttonholing	<b>10 11 12 14 16 18 19 21</b> 70 75 80 90 100 110 120 130
DO × 558 - NY2			 A:2.00 D:33.90 N:11.00	目飛び対策針 preventing skipped stitches	<b>12 14 16 18 19</b> 80 90 100 110 120
EB × 750	750 (SC)		 A:1.62 D:33.20 N:12.50	穴かがり門止用 buttonholing, bartacking	<b>8 9 10 11 12 14 16 18 19 20 21 22</b> 60 65 70 75 80 90 100 110 120 125 130 140
EB × 755	501 (SC) 755H 1807 1807D		 A:1.62 D:33.00 N:12.00	鳩目穴かがり用 eyelet buttonholing	<b>8 9 10 11 12 14 16 18 19 20 21 23</b> 60 65 70 75 80 90 100 110 120 125 130 160
EB × 755NS			 A:1.62 D:33.00 N:12.00	新合織用 for new synthetic materials	<b>11 12 14</b> 75 80 90

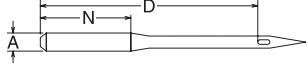

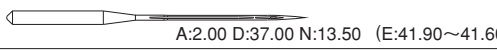

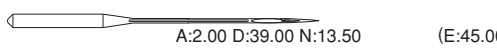





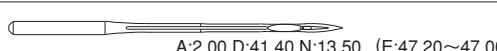

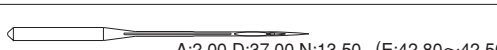







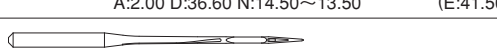





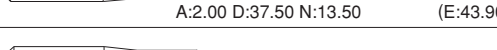

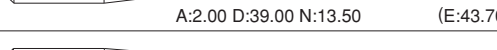

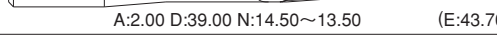

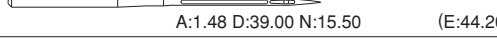

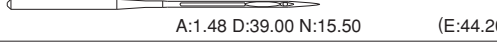
### ■ 二重環縫い関係 For Double chainstitch 雙鏈縫系列

DV × 1	UY121GS 759 1628 MY1001		 A:2.00 D:39.00 N:13.50 (E:46.00~43.70)	平2本二重環縫用 2-needle double chainstitch	<b>7 8 9 10 11 12 13 14 16 18 19 20 21 22 23 24 25</b> 55 60 65 70 75 80 85 90 100 110 120 125 130 140 160 180 200
DV × 43	62 × 43		 A:2.00 D:39.00 N:13.50 (E:44.90~44.70)	二重環縫用 #19以上=TV × 3 double chainstitch over#19=TV × 3	<b>9 10 11 12 13 14 16 18</b> 65 70 75 80 85 90 100 110

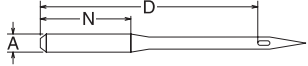
上記以外にも様々な種類の針があります。詳しくは、お問い合わせください。/Please Note: we have many other types of needles that are not indicated above. Please contact us for details.

記号 SYSTEM SYSTEM SISTEMA 型號	他社記号 OTHER MAKER SYSTEM PARALLELSYSTEME SISTEMAS EQUIVALENTES 其他公司型號	先端 POINT SPITZE PUNTA 針尖	ミシン針イラスト ILLUSTRATION OF NEEDLE NADELFOTO FOTO DE AGUJA 縫紉機針示意圖 	用途 APPLICATION ANMERKUNG NOTAS 用途	番手 NEEDLE SIZES NADELSTÄRKEN TAMAÑOS DE AGUJAS 針號
DV × G9			 A:2.00 D:39.00 N:13.50 (E:44.80~44.50)	DV × 43 エグリ付き DV × 43 with scarf	<b>8 9 11 12 13 14</b> 60 65 75 80 85 90
DV × 57	62 × 57 5640		 A:2.00 D:38.60 N:13.00 (E:44.20)	厚物二重環縫用 溝ひねり針 for thick materials (twist groove)	<b>9 10 11 12 13 14 16 18 19 20 21 22 22½ 23 24 25</b> 65 70 75 80 85 90 100 110 120 125 130 140 150 160 180 200
DV × 57 - NY2			 A:2.00 D:38.60 N:13.00 (E:44.20)	DV × 57の目飛び対策針 DV × 57 for preventing skipped stitches	<b>18 19 20 21 22</b> 110 120 125 130 140
DV × 57LE			 A:2.00 D:38.70 N:13.00 (E:44.70)	DV × 57の糸穴大 DV × 57 with large needle eye	<b>16 18 19 20 21 22 24</b> 100 110 120 125 130 140 180
DV × 57LE - NY2			 A:2.00 D:38.60 N:13.00 (E:44.20)	DV × 57LEの目飛び対策針 DV × 57LE for preventing skipped stitches	<b>18 19</b> 110 120
DV × 59	62 × 59		 A:2.00 D:41.50 N:13.00 (E:48.50)	厚物二重環縫用 溝ひねり針 for thick materials (twist groove)	<b>14 16 18 19 20 21 22 23 24 25</b> 90 100 110 120 125 130 140 160 180 200
DV × 210			 A:2.00 D:49.00 N:13.00 (E:56.00)	キルティング用 for quilting	<b>21 22 23 24</b> 130 140 160 180
DV × 600			 A:2.00 D:54.00 N:20.00~17.00 (E:63.00)	キルティング用 for quilting	<b>14 18 21 23 24</b> 90 110 130 160 180
DV × 63	B - 63		 A:2.00 D:39.00 N:13.50 (E:43.70)	2本針 3本針 二重環縫用 2 or 3-needle double chainstitch	<b>7 8 9 10 11 12 13 14 16 18 19 20 21 22 23</b> 55 60 65 70 75 80 85 90 100 110 120 125 130 140 160
UY × 128GAS	UY128GAS MY1040		 A:2.00 D:39.00 N:14.50~13.50 (E:44.80~44.60)	平2~3本針 2 or 3-needle double chainstitch	<b>7 8 9 10 11 12 13 14 16 18 19 20 21 22 22½ 23 23½ 25</b> 55 60 65 70 75 80 85 90 100 110 120 125 130 140 150 160 170 200
UY × 128GASKN			 A:2.00 D:39.00 N:14.50 (E:44.80~44.60)	ニット用 for knitted fabrics	<b>7 8 9 10 11 12</b> 55 60 65 70 75 80
UY × 128KK			 A:2.00 D:39.00 N:12.00 (E:44.70)	UY × 128GASのN寸短 UY × 128GAS with shorter shank	<b>7 8 9 10 11</b> 55 60 65 70 75
UY × 128KK - KN			 A:2.00 D:39.00 N:12.00 (E:44.80)	UY × 128GASKNのN寸短 UY × 128GASKN with S short shank	<b>8 9</b> 60 65
UY × 128GAS - NY2			 A:2.00 D:39.00 N:14.50 (E:44.70)	目飛び対策針 preventing skipped stitches	<b>7 8 9 10 11 12 14 16 18 19 20 21 22</b> 55 60 65 70 75 80 90 100 110 120 125 130 140
UY × 128GAS - SK1			 A:2.00 D:39.00 N:14.50~13.50 (E:44.70)	目飛び対策針 preventing skipped stitches	<b>16 18 19 20 21</b> 100 110 120 125 130
UY × 128LE			 A:2.00 D:39.00 N:14.50 (E:44.70)	UY × 128GASの糸穴大 UY × 128GAS with large needle eye	<b>8 9 10 11 14 16 18 19 21 23</b> 60 65 70 75 90 100 110 120 130 160
UY × 128FL			 A:2.00 D:39.00 N:14.50 (E:44.70)	UY × 128GASの平取針 UY × 128GAS with flat shank	<b>8 9 10</b> 60 65 70
DV - C65			 A:2.00 D:39.00 N:14.50 (E:44.70)	UY × 128GASの平取針 UY × 128GAS with flat shank	<b>8 9 10 11</b> 60 65 70 75

上記以外にも様々な種類の針があります。詳しくは、お問い合わせください。/Please Note: we have many other types of needles that are not indicated above. Please contact us for details.

記号 SYSTEM SYSTEM SISTEMA 型號	他社記号 OTHER MAKER SYSTEM PARALLELSYSTEME SISTEMAS EQUIVALENTES 其他公司型號	先端 POINT SPITZE PUNTA 針尖	ミシン針イラスト ILLUSTRATION OF NEEDLE NADEL FOTO FOTO DE AGUJA 縫紉機針示意圖 	用途 APPLICATION ANMERKUNG NOTAS 用途	番手 NEEDLE SIZES NADELSTÄRKEN TAMAÑOS DE AGUJAS 針號
TV × 1	149 × 1		 A:2.00 D:37.00 N:13.50 (E:41.90~41.60)	へム縫、伏せ縫用 hemming, felled seam	<b>7 8 9 10 11 12 13 14 16 18 19 20 21 22 23</b> 55 60 65 70 75 80 85 90 100 110 120 125 130 140 160
TV × 3	149 × 3 UY124GS		 A:2.00 D:39.00 N:13.50 (E:45.00)	脇縫用 # 18以下=DV×43 for side seam # 18 and under=DV×43	<b>19 20 21 22 23 24</b> 120 125 130 140 160 180
TV × 5	149 × 5 62 × 53		 A:2.00 D:41.40 N:13.50 (E:47.40~46.50)	伏せ縫用 felled seam	<b>8 9 10 11 12 13 14 16 18 19 20 21 22 23 24 25</b> 60 65 70 75 80 85 90 100 110 120 125 130 140 160 180 200
TV × 5 - SK2			 A:2.00 D:41.40 N:13.50 (E:46.70)	目飛び対策針 preventing skipped stitches	<b>12</b> 80
TV × 5HS			 A:2.00 D:41.40 N:13.50 (E:47.20~47.00)	熱対策針 preventing needle heat	<b>18 19 21</b> 110 120 130
TV × 7	149 × 7 MY1002A		 A:2.00 D:37.00 N:13.50 (E:42.80~42.50)	へム縫、伏せ縫用 hemming, felled seam	<b>8 9 10 11 12 13 14 16 17 18 19 20 21 22 23 24 25</b> 60 65 70 75 80 85 90 100 105 110 120 125 130 140 160 180 200
TV × 7HS			 A:2.00 D:37.00 N:13.50 (E:42.80~42.30)	熱対策針 preventing needle heat	<b>14 16 18</b> 90 100 110
TV × 64	B - 64		 A:2.00 D:36.60 N:13.50 (E:41.60~41.10)	伏せ縫用 felled seam	<b>8 9 10 11 12 13 14 16 18 19 20 21 22 23 25</b> 60 65 70 75 80 85 90 100 110 120 125 130 140 160 200
UO × 113GS	UY113GS		 A:2.00 D:36.60 N:14.50~13.50 (E:41.50)	スモッキング等 二重環縫い smocking, double chainstitch	<b>8 9 10 11 12 13 14 16 18 19 20 21 22 23</b> 60 65 70 75 80 85 90 100 110 120 125 130 140 160
UO × 113GS-NY2			 A:2.00 D:36.60 N:13.50 (E:41.50)	目飛び対策針 preventing skipprd stitches	<b>14</b> 90
UO × 163	UY163GAS		 A:2.00 D:37.50 N:13.50 (E:43.90)	ピコット縫用 for picot stitch	<b>8 9 10 11 12 13 14 16 18 19 21 22 22½</b> 60 65 70 75 80 85 90 100 110 120 130 140 150
UO × 163GAS	UY163GAS SY7185		 A:2.00 D:37.50 N:13.50 (E:43.90)	ピコット縫用 for picot stitch	<b>11 12 14 16 18 19 20</b> 75 80 90 100 110 120 125
UY × 121	UY121GS MY1001 759		 A:2.00 D:39.00 N:13.50 (E:43.70)	平2本二重環縫用 2-needle double chainstitch	<b>7 8 9 10 11 12 13 14 16 18 19 20 21 22 23</b> 55 60 65 70 75 80 85 90 100 110 120 125 130 140 160
UY × 121GBS	UY121GBS		 A:2.00 D:39.00 N:14.50~13.50 (E:43.70)	平2本二重環縫用 2-needle double chainstitch	<b>9 10 11 12 14 16 18 19 21</b> 65 70 75 80 90 100 110 120 130
SM × 1014A	MY1014A		 A:1.48 D:39.00 N:15.50 (E:44.20)	4本針偏平縫用 4-needle interlock stitch	<b>8 9 10 11 12 14</b> 60 65 70 75 80 90
SM × 1014B	MY1014B		 A:1.48 D:39.00 N:15.50 (E:44.20)	4本針偏平縫用 エグリ付き 4-needle interlock stitch (with scarf)	<b>8 9 10 11 12 14 16 18</b> 60 65 70 75 80 90 100 110
SM × 1014H	MY1014H		 A:1.48 D:39.00 N:15.50 (E:43.80)	4本針偏平縫用 目飛び対策針 4-needle interlock stitch preventing skipped stitches	<b>9 10 11 12</b> 65 70 75 80

上記以外にも様々な種類の針があります。詳しくは、お問い合わせください。/Please Note: we have many other types of needles that are not indicated above. Please contact us for details.

記号 SYSTEM SYSTEM SISTEMA 型號	他社記号 OTHER MAKER SYSTEM PARALLELSYSTEME SISTEMAS EQUIVALENTES 其他公司型號	先端 POINT SPITZE PUNTA 針尖	ミシン針イラスト ILLUSTRATION OF NEEDLE NADEL FOTO FOTO DE AGUJA 縫紉機針示意图 	用途 APPLICATION ANMERKUNG NOTAS 用途	番手 NEEDLE SIZES NADELSTÄRKEN TAMAÑOS DE AGUJAS 針號
---	--	--------------------------------------	--	---	---

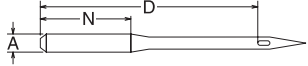

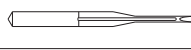



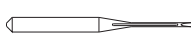

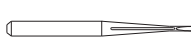

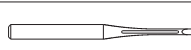

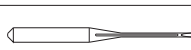

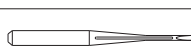




### ■ フラットシーマー関係 For Flat seamer 多針縫系列

FL × 118A	UY118GAS		 A:1.51 D:36.60 N:16.50	フラットシーマー flat seamer	<b>8 9 10 11 12 14 16 18</b> 60 65 70 75 80 90 100 110
FL × 118GBS	UY118GBS		 A:1.51 D:36.60 N:16.50	フラットシーマー flat seamer	<b>8 9 10 11 12 14 16</b> 60 65 70 75 80 90 100
FL × 118GCS	UY118GKS		 A:1.51 D:36.60 N:16.50	フラットシーマー エグリ付き flat seamer with scarf	<b>8 9 10 11 12</b> 60 65 70 75 80
FL × 118GCS - NY2			 A:1.51 D:36.60 N:16.50	FL × 118GCSの目飛び対策針 FL × 118GCS preventing skipped stitches	<b>9 10 11</b> 65 70 75
FL × 118GCSSF			 A:1.51 D:36.60 N:16.50	超ファインゲージニット用 for very fine knitted fabrics	<b>9 10 11</b> 65 70 75
FL × 118KK			 A:1.51 D:36.60 N:15.50	FL × 118GCSのN寸短 FL × 118GCS with shorter shank	<b>9 10 11</b> 65 70 75
FL × 118 - SK2			 A:1.51 D:36.60 N:16.50	目飛び対策針 preventing skipped stitches	<b>8 9 10 11</b> 60 65 70 75
FLG - 1			 A:1.51 (E:41.20) N:15.00	フラットシーマー リテーナ針 retainer needle	<b>7 8 9 10 11 12</b> 55 60 65 70 75 80
FLG - 8			 A:1.51 (E:41.20) N:15.00	フラットシーマー リテーナ針エグリ付 retainer needle with scarf	<b>8</b> 60


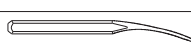
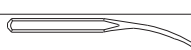
### ■ オーバーロック関係 For Overlock 包縫系列

DC × 1	81 × 1 MY1023A 621		 A:2.02 D:28.60 N:10.00	オーバーロック用 (～#11=J ball) overlock	<b>6 7 8 9 10 11 12 13 14 16 18 19 20 21 22 23 24 25</b> 50 55 60 65 70 75 80 85 90 100 110 120 125 130 140 160 180 200
DC × 1NS			 A:2.02 D:28.60 N:10.00	新合繊用 for new synthetic materials	<b>8 9 10 11 12</b> 60 65 70 75 80
DC × 1KN			 A:2.02 D:28.60 N:10.00	ニット用 for knitted fabrics	<b>8 9 10 11 12 14</b> 60 65 70 75 80 90
DC × 1SF			 A:2.02 D:28.60 N:10.00	超ファインゲージニット用 for very fine knitted fabrics	<b>8 9 10 11</b> 60 65 70 75
DC × 3	SY8358		 A:1.22 D:28.50 N:13.00	まつり縫い用 2本針オーバーロック blind stitch, 2-needle overlock	<b>7 8 9 10 11 12 13 14 16 18 19 20 21 22</b> 55 60 65 70 75 80 85 90 100 110 120 125 130 140
DC × 3KN			 A:1.22 D:28.60 N:13.00	ニット用 for knitted fabrics	<b>9 10 11</b> 65 70 75
DC × 27	B - 27 MY1023		 A:2.02 D:28.60 N:10.00	オーバーロック用 (～#11=J ball) overlock	<b>6 7 8 9 10 11 12 13 14 16 18 19 20 21 22 23 24</b> 50 55 60 65 70 75 80 85 90 100 110 120 125 130 140 160 180

上記以外にも様々な種類の針があります。詳しくは、お問い合わせください。/Please Note: we have many other types of needles that are not indicated above. Please contact us for details.

記号 SYSTEM SYSTEM SISTEMA 型號	他社記号 OTHER MAKER SYSTEM PARALLELSYSTEME SISTEMAS EQUIVALENTES 其他公司型號	先端 POINT SPITZE PUNTA 針尖	ミシン針イラスト ILLUSTRATION OF NEEDLE NADELFOTO FOTO DE AGUJA 縫紉機針示意圖 	用途 APPLICATION ANMERKUNG NOTAS 用途	番手 NEEDLE SIZES NADELSTÄRKEN TAMAÑOS DE AGUJAS 針號
DC - C47			 A:2.02 D:28.60 N:10.00	両面平取 flat shank on both sides	<b>9 10 11 12 13 16 18</b> 65 70 75 80 85 100 110
DC × 27LE			 A:2.02 D:28.60 N:10.00	DC × 27の糸穴大 DC × 27 with large needle eye	<b>11 14 16</b> 75 90 100
DC - N17	81 × 1 621 MY1023A		 A:2.02 D:28.60 N:13.00	DC × 1 N寸=13mm shank length = 13mm	<b>7 8 9 10 11 12 13 14 16 18 19 20 21 22</b> 55 60 65 70 75 80 85 90 100 110 120 125 130 140
DC - N17SF			 A:2.02 D:28.60 N:13.00	超ファインゲージユニット用 for very fine knitted fabrics	<b>9 10</b> 65 70
DC - N24			 A:2.02 D:28.60 N:13.00	DC × 27 N寸=13mm shank length = 13mm	<b>11 14</b> 75 90
DC - N25			 A:2.02 D:28.60 N:11.50	DC × 1 N寸=11.50mm shank length = 11.50mm	<b>7 8 9 10 11</b> 55 60 65 70 75
DC - N25SF			 A:2.02 D:28.60 N:11.50	超ファインゲージユニット用 for very fine knitted fabrics	<b>9</b> 65
DM × 13	82 × 13 1886KK		 A:2.02 D:28.60 N:8.00	DC × 1のN寸短 (～#11=J ball) DC × 1 with shorter shank	<b>7 8 9 10 11 12 13 14 16 18 19 20 21 22 23 24</b> 55 60 65 70 75 80 85 90 100 110 120 125 130 140 160 180
DM × 13KN			 A:2.02 D:28.60 N:8.00	DC × 1KNのN寸短 DC × 1KN with shorter shank	<b>9 10 11</b> 65 70 75

### ■ 曲げ針オーバーロック関係 For Curved overlock needle 彎針包縫系列








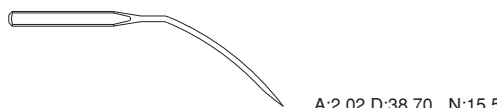



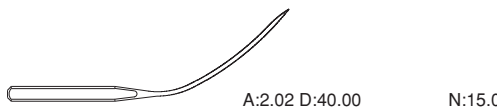




UN × 154	UY8454GS		 A:2.02 D:31.40 N:14.50	曲針オーバーロック curved overlock needle	<b>7 8 9 10 11 12 13 14 16 18 21</b> 55 60 65 70 75 80 85 90 100 110 130
UN - R7			 A:2.02 D:31.40 N:14.50	曲針オーバーロック 両面平取 curved overlock needle (flat shank on both sides)	<b>9 11 14</b> 65 75 90
UN - R12			 A:2.02 D:31.40 N:14.50	曲針オーバーロック 両面平取 curved overlock needle (flat shank on both sides)	<b>9 11 14</b> 65 75 90
UO × 154			 A:2.02 D:31.40 N:14.50	曲針オーバーロック curved overlock needle	<b>7 8 9 10 11 12 13 14 16 18 19 20 22</b> 55 60 65 70 75 80 85 90 100 110 120 125 140
UY × 154GAS	UY154GAS SY1431		 A:2.02 D:31.60 N:14.50	曲針オーバーロック 片面平取 curved overlock needle (flat shank on one side)	<b>7 8 9 10 11 12 14 16 18 19 20 21 22</b> 55 60 65 70 75 80 90 100 110 120 125 130 140
UY × 154GBS	UY154GBS SY6430		 A:2.02 D:31.60 N:14.50	曲針オーバーロック 片面平取 curved overlock needle (flat shank on one side)	<b>9 10 11 12 14 16 18</b> 65 70 75 80 90 100 110
UY × 154GCS	UY154GCS SY6431		 A:2.02 D:31.60 N:14.50	曲針オーバーロック 両面平取 curved overlock needle (flat shank on both sides)	<b>9 10 11 12 14 16</b> 65 70 75 80 90 100
MR - R9			 A:2.03 D:29.20 N:15.00	メローオーバーロック用 for merrow overlock	<b>8 9 10 11 12 13 14 16 18 19 21 22½</b> 60 65 70 75 80 85 90 100 110 120 130 150

上記以外にも様々な種類の針があります。詳しくは、お問い合わせください。/Please Note: we have many other types of needles that are not indicated above. Please contact us for details.

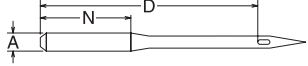




記号 SYSTEM SYSTEM SISTEMA 型號	他社記号 OTHER MAKER SYSTEM PARALLELSYSTEME SISTEMAS EQUIVALENTES 其他公司型號	先端 POINT SPITZE PUNTA 針尖	ミシン針イラスト ILLUSTRATION OF NEEDLE NADELFOTO FOTO DE AGUJA 縫紉機針示意圖	用途 APPLICATION ANMERKUNG NOTAS 用途	番手 NEEDLE SIZES NADELSTÄRKEN TAMAÑOS DE AGUJAS 針號
---	--	--------------------------------------	---	---	---

■ マツリ、スクイ縫い関係 For Blind stitch 暗縫系列

LW × 1T	29 - 12		 A:2.02 D:36.20 N:10.00	伏せ縫 マツリ縫用 felled seam, blind stitch	<b>8 9 10 11 12 14 16 18 19 21</b> 60 65 70 75 80 90 100 110 120 130
LW × 2T	29 - 34		 A:2.02 D:39.90 N:15.00	伏せ縫 マツリ縫用 felled seam, blind stitch	<b>8 9 10 11 12 13 14 16 18 19 21</b> 60 65 70 75 80 85 90 100 110 120 130
LW × 3T	29 - C - 300		 A:2.02 D:38.70 N:15.50	盲縫 マツリ縫用 blind stitch	<b>8 9 10 11 12 13 14 16 18 19 20 21 22</b> 60 65 70 75 80 85 90 100 110 120 125 130 140
LW × 4T	29 - C - 300		 A:2.02 D:38.70 N:15.50	盲縫 マツリ縫用 blind stitch	<b>8 9 11 12 14 16</b> 60 65 75 80 90 100
LW × 5T	29 - C - 300LG		 A:2.02 D:40.70 N:15.50	奥マツリ用 blind stitch	<b>0 5 10 15 20 25 30 35 40 45 50</b> 65 70 75 80 85 90 95 100 105 110 120
LW × 6T	29 - 34		 A:2.02 D:40.00 N:15.00	伏せ縫 マツリ縫用 felled seam, blind stitch	<b>7 8 9 10 11 12 13 14 16 18 19</b> <b>1½ 2 2½ 3 3½ 4 4½ 5</b> 55 60 65 70 75 80 85 90 100 110 120
LW × 1669E	1669E		 A:2.02 D:38.90~38.60 N:13.50	ハザン用 for lapel padding and collar	<b>8 9 10 11 12 13 14 16 18 19 21</b> 60 65 70 75 80 85 90 100 110 120 130
LW × 1669E EO	1669E EO		 A:2.02 D:38.60 N:14.00	ハザン用 for lapel padding and collar	<b>8 9 10 12 14 16</b> 60 65 70 80 90 100

上記以外にも様々な種類の針があります。詳しくは、お問い合わせください。/Please Note: we have many other types of needles that are not indicated above. Please contact us for details.

記号 SYSTEM SYSTEM SISTEMA 型號	他社記号 OTHER MAKER SYSTEM PARALLELSYSTEME SISTEMAS EQUIVALENTES 其他公司型號	先端 POINT SPITZE PUNTA 針尖	ミシン針イラスト ILLUSTRATION OF NEEDLE NADELFIGUR FOTO DE AGUJA 縫紉機針示意图 	用途 APPLICATION ANMERKUNG NOTAS 用途	番手 NEEDLE SIZES NADELSTÄRKEN TAMAÑOS DE AGUJAS 針號
LW - C5	29 - 39		 A:2.02 D:36.20 N:10.00	伏せ縫 マツリ縫用 felled seam, blind stitch LW×1Tの逆平取針	<b>8 9 10 11 12 14 16 18 19 21</b> 60 65 70 75 80 90 100 110 120 130

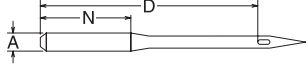




































### ■ ハンドステッチ関係 For Hand stitch 仿手工縫系列

CP × 1	29 - C - 150 SY1902		 A:2.02 D:34.50 N:18.00	星飾り縫い・ピンポイント用 pinpoint and decoration stitch	<b>14 16 18 19 21 22</b> 90 100 110 120 130 140
CP × 1J			 A:2.02 D:34.50 N:18.00	星飾り縫い・ピンポイント用 pinpoint and decoration stitch	<b>14 16 18 19 21 22</b> 90 100 110 120 130 140
CP × 2			 A:2.02 D:34.50 N:14.00	星飾り縫い・ピンポイント用 pinpoint and decoration stitch	<b>14 16 18 19 21 22 23</b> 90 100 110 120 130 140 160
CP × 12	29 - C - 151 151S		 A:2.02 N:18.00	星飾り縫い・ピンポイント用 pinpoint and decoration stitch	<b>11 12 14 16 18 19 20 21 22 23</b> 75 80 90 100 110 120 125 130 140 160
CP × 12J			 A:2.02 N:18.00	星飾り縫い・ピンポイント用 pinpoint and decoration stitch	<b>19 20 21 22 23</b> 120 125 130 140 160
CP × 13			 A:2.02 N:14.00	星飾り縫い・ピンポイント用 pinpoint and decoration stitch	<b>9 11 12 14 16 18 19 20 21 22 23</b> 65 75 80 90 100 110 120 125 130 140 160
CP × 17			 A:2.02 N:12.50	星飾り縫い・ピンポイント用 pinpoint and decoration stitch	<b>11 14 16 18 19 21</b> 75 90 100 110 120 130
CP × 170			 A:2.02 N:12.50	星飾り縫い・ピンポイント用 pinpoint and decoration stitch	<b>14 16 18 19 21</b> 90 100 110 120 130
CP × 200			 A:2.02 D:34.50 N:14.00	星飾り縫い・ピンポイント用 pinpoint and decoration stitch	<b>14 16 18 19</b> 90 100 110 120
DPN - 1032B			 A:1.00 (E:44.40)	ハンドステッチ用 for hand stitch	<b>32 38 49</b> 80 100 115

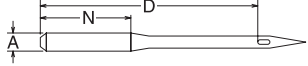






















### ■ レザー針関係 For Leather 皮革系列

DB × F2	1738LR		 A:1.62~2.02 D:33.80 N:16.00~10.50	皮革用 for leather	<b>9 11 12 13 14 16 18 19 20 21 22 23 24 25</b> 65 75 80 85 90 100 110 120 125 130 140 160 180 200
DB × F17	1738S		 A:1.62~1.90 D:33.80 N:16.00~12.50	皮革用 for leather	<b>8 9 10 11 12 14 16 18 19</b> 60 65 70 75 80 90 100 110 120
DP × 8	134DIA		 A:2.00 D:33.90 N:14.50~11.50	皮革用 for leather	<b>10 12 14 16 18 19 20 21 22 23 24</b> 70 80 90 100 110 120 125 130 140 160 180
DP × 16	135 × 16NW		 A:2.00 D:39.00 N:13.50	皮革用 for leather	<b>12 14 16 18 19 20 21 22 23 24 25</b> 80 90 100 110 120 125 130 140 160 180 200

上記以外にも様々な種類の針があります。詳しくは、お問い合わせください。/Please Note: we have many other types of needles that are not indicated above. Please contact us for details.

記号 SYSTEM SYSTEM SISTEMA 型號	他社記号 OTHER MAKER SYSTEM PARALLELSYSTEME SISTEMAS EQUIVALENTES 其他公司型號	先端 POINT SPITZE PUNTA 針尖	ミシン針イラスト ILLUSTRATION OF NEEDLE NADEL FOTO FOTO DE AGUJA 縫紉機針示意圖 	用途 APPLICATION ANMERKUNG NOTAS 用途	番手 NEEDLE SIZES NADELSTÄRKEN TAMAÑOS DE AGUJAS 針號
DP × 16DIA	135 × 16DIA		 A:2.00 D:39.00 N:13.50	皮革用 for leather	<b>16 18 19 20 21 22 23 24 25</b> 100 110 120 125 130 140 160 180 200
DP × 16LR	135 × 16RTW		 A:2.00 D:39.00 N:13.50	皮革用 for leather	<b>19 20 21 22 23 24</b> 120 125 130 140 160 180
DP × 16N	135 × 16TW		 A:2.00 D:39.00 N:13.50	皮革用 for leather	<b>20 21 22 23</b> 125 130 140 160
DP × 17LBR			 A:2.00 D:39.00 N:13.00	皮革用 for leather	<b>23</b> 160
DP × 17LR			 A:2.00 D:39.00 N:16.00~13.00	皮革用 for leather	<b>14 16 18 19 20 21 22 23 24</b> 90 100 110 120 125 130 140 160 180
DP × 17S			 A:2.00 D:39.00 N:16.00~13.00	皮革用 for leather	<b>14 16 18 19 20 21 22 23</b> 90 100 110 120 125 130 140 160
DP × 35LL	134 - 35LL		 A:2.00 D:38.20 N:13.50	皮革用 for leather	<b>12 14 16 18 19 21 22 25</b> 80 90 100 110 120 130 140 200
DP × 35LR	134 - 35LR		 A:2.00 D:38.20 N:13.50	皮革用 for leather	<b>10 12 14 16 18 19 20 21 22 22½ 23 24 25</b> 70 80 90 100 110 120 125 130 140 150 160 180 200
DP × 35PCL	134 - 35PCL		 A:2.00 D:38.20 N:13.50	皮革用 for leather	<b>10 12 14 16 18 19 21</b> 70 80 90 100 110 120 130
PF × 134D	134D		 A:2.00 D:33.90 N:14.50~11.50	皮革用 for leather	<b>8 10 11 12 13 14 16 18 19 20 21 22 22½ 23 24 25</b> 60 70 75 80 85 90 100 110 120 125 130 140 150 160 180 200
PF × 134KS	134S		 A:2.00 D:33.90 N:14.50~11.50	皮革用 for leather	<b>9 10 11 12 13 14 16 18 19 21 22 22½ 23 25</b> 65 70 75 80 85 90 100 110 120 130 140 150 160 200
PF × 134LBR			 A:2.00 D:33.90 N:14.50~11.50	皮革用 for leather	<b>18 21</b> 110 130
PF × 134LL	134LL		 A:2.00 D:33.90 N:14.50~11.50	皮革用 for leather	<b>10 11 12 13 14 16 18 19 21 22 23 24</b> 70 75 80 85 90 100 110 120 130 140 160 180
PF × 134LR	134LR		 A:2.00 D:33.90 N:14.50~11.50	皮革用 for leather	<b>7 8 9 10 11 12 13 14 16 18 19 20 21 22 22½ 23 24 25</b> 55 60 65 70 75 80 85 90 100 110 120 125 130 140 150 160 180 200
PF × 134P	134P		 A:2.00 D:33.90 N:14.50~11.50	皮革用 for leather	<b>10 11 12 13 14 16 18 19 20 21 22 23</b> 70 75 80 85 90 100 110 120 125 130 140 160
PF × 134PCL	134PCL		 A:2.00 D:33.90 N:14.50~11.50	皮革用 for leather	<b>8 9 10 11 12 13 14 16 18 19 20 21 22 22½ 23 24 25</b> 60 65 70 75 80 85 90 100 110 120 125 130 140 150 160 180 200
PF × 134PCR	134PCR		 A:2.00 D:33.90 N:14.50~11.50	皮革用 for leather	<b>10 11 12 13 14 16 18 19 21 22</b> 70 75 80 85 90 100 110 120 130 140
PF × 134VR			 A:2.00 D:33.90 N:14.50~11.50	皮革用 for leather	<b>14 16 18 19 21 22</b> 90 100 110 120 130 140

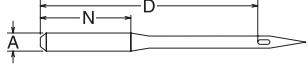














上記以外にも様々な種類の針があります。詳しくは、お問い合わせください。/Please Note: we have many other types of needles that are not indicated above. Please contact us for details.

記号 SYSTEM SYSTEM SISTEMA 型號	他社記号 OTHER MAKER SYSTEM PARALLELSYSTEME SISTEMAS EQUIVALENTES 其他公司型號	先端 POINT SPITZE PUNTA 針尖	ミシン針イラスト ILLUSTRATION OF NEEDLE NADEL FOTO FOTO DE AGUJA 縫紉機針示意圖 	用途 APPLICATION ANMERKUNG NOTAS 用途	番手 NEEDLE SIZES NADELSTÄRKEN TAMAÑOS DE AGUJAS 針號
PF × 134KKD			 A:2.00 D:33.90 N:11.50	PF × 134DのN寸短 PF × 134D with shorter shank	<b>11 14 16 18</b> 75 90 100 110
PF × 134KKLR			 A:2.00 D:33.90 N:11.50	PF × 134LRのN寸短 PF × 134LR with shorter shank	<b>9 10 11 12 14 16 18</b> 65 70 75 80 90 100 110
PF × 134KKPCL			 A:2.00 D:33.90 N:11.50	PF × 134PCLのN寸短 PF × 134PCL with shorter shank	<b>9 10 11 12 14 16 18</b> 65 70 75 80 90 100 110
TF × 2	34LL		 A:1.62/1.90/2.02 D:33.80 N:13.50~10.50	皮革用 for leather	<b>7 8 9 10 11 12 13 14 16 18 19 20 21 22 23 24 25</b> 55 60 65 70 75 80 85 90 100 110 120 125 130 140 160 180 200
TF × 2D	34DIA		 A:1.62/1.90/2.02 D:33.80 N:13.50~10.50	皮革用 for leather	<b>8 9 10 11 12 14 16 18 19 20 21 22</b> 60 65 70 75 80 90 100 110 120 125 130 140
TF × 2LR	34LR		 A:1.62/1.90/2.02 D:33.80 N:13.50~10.50	皮革用 for leather	<b>7 8 9 10 11 12 13 14 16 18 19 20 21 22 23 24 25</b> 55 60 65 70 75 80 85 90 100 110 120 125 130 140 160 180 200
TF × 4	34PCL		 A:1.62/1.90/2.02 D:33.80 N:13.50~11.00	皮革用 for leather	<b>8 9 10 11 12 13 14 16 18 19 20 21</b> 60 65 70 75 80 85 90 100 110 120 125 130
TF × 6	34PCR		 A:1.62/1.90/2.02 D:33.85 N:13.50~11.00	皮革用 for leather	<b>8 9 10 11 12 13 14 16 18 19 20 21 22 23 24</b> 60 65 70 75 80 85 90 100 110 120 125 130 140 160 180
TF × F8	SY2078 34S		 A:1.62/1.90/2.02 D:33.80 N:13.50~10.50	皮革用 for leather	<b>7 8 9 10 11 12 14 16 18 19 21 22</b> 55 60 65 70 75 80 90 100 110 120 130 140
DP × F22	134KKS		 A:2.00 D:33.90 N:12.50~11.50	皮革用 for leather	<b>9 10 11 12 14 16 18 19 20 21 22 23</b> 65 70 75 80 90 100 110 120 125 130 140 160
PF × 34P	34P		 A:1.62 D:34.00 N:13.50	皮革用 for leather	<b>10 11 12 13 14 16 18</b> 70 75 80 85 90 100 110

### ■ 家庭用ミシン関係 For Home sewing machine 家庭用針系列

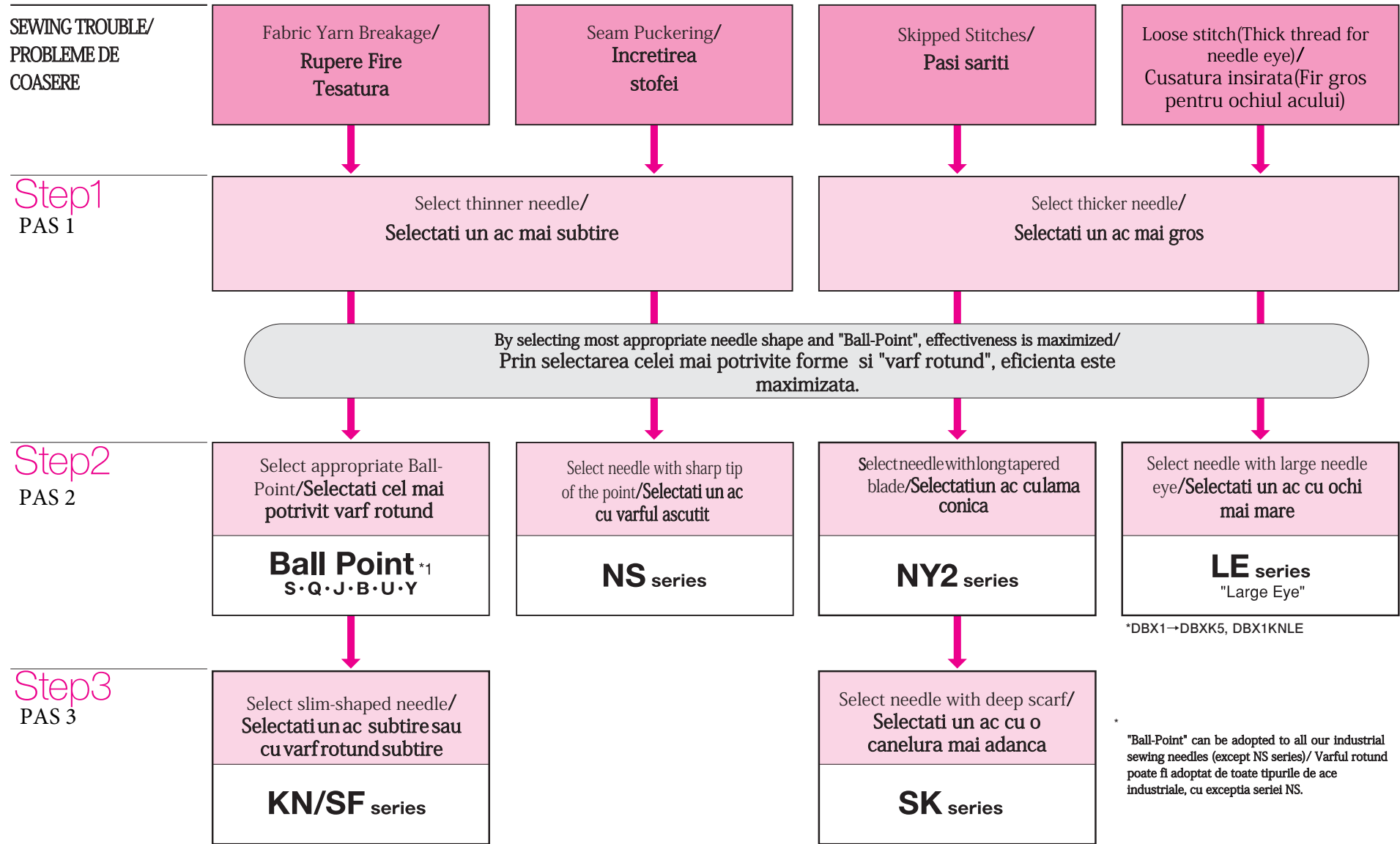
HA × 1	15 × 1 130/705H		 A:2.02 D:33.80 N:11.70	家庭用ミシン針 for home sewing machine	<b>7 8 9 10 11 12 13 14 16 18 19 20 21 22 23</b> 55 60 65 70 75 80 85 90 100 110 120 125 130 140 160
HA × 1DE			 A:2.02 D:33.80 N:11.70	デニム用 for denim	<b>16</b> 100
HA × 1GT			 A:2.02 D:33.80 N:11.70	ジョーゼット用 for georgette	<b>7</b> 55
HA × 1LL	15 × 2NTW 130LL 130/705HLL		 A:2.02 D:33.80 N:11.70	レザー用 for leather	<b>11 14 16</b> 75 90 100
HA × 1SP			 A:2.02 D:33.80 N:11.70	ニット用 for knitted fabrics	<b>9 11 12 14</b> 65 75 80 90
HA × 1QU			 A:2.02 D:33.80 N:11.70	キルト用 for quilting	<b>11 14</b> 75 90

上記以外にも様々な種類の針があります。詳しくは、お問い合わせください。/Please Note: we have many other types of needles that are not indicated above. Please contact us for details.

記号 SYSTEM SYSTEM SISTEMA 型號	他社記号 OTHER MAKER SYSTEM PARALLELSYSTEME SISTEMAS EQUIVALENTES 其他公司型號	先端 POINT SPITZE PUNTA 針尖	ミシン針イラスト ILLUSTRATION OF NEEDLE NADELFOTO FOTO DE AGUJA 縫紉機針示意圖 	用途 APPLICATION ANMERKUNG NOTAS 用途	番手 NEEDLE SIZES NADELSTÄRKEN TAMAÑOS DE AGUJAS 針號
HA × 1EB			 A:2.02 D:33.80 N:11.70	刺繍用 for embroidery	<b>11 14</b> 75 90
HA × 1BR			 A:2.02 D:33.80 N:12.50~11.70	家庭用ミシン針 for home sewing machine	<b>9 11 14 16</b> 65 75 90 100
EL × 705			 A:2.02 D:33.90 N:11.50	家庭用ロック針 for home overlock	<b>11 12 14</b> 75 80 90
BL × 1			 A:1.62 D:33.80 N:13.50	ベビーロック職業用 for babylock	<b>9 10 11 12 14 16</b> 65 70 75 80 90 100
HL × 5			 A:2.00 D:33.90 N:12.50	家庭用ロック針 for home overlock	<b>9 10 11 12 14 16 18 20</b> 65 70 75 80 90 100 110 125
DC × 1F			 A:2.02 D:28.60 N:10.00	ベビーロック用 (DC × 1の平取針) babylock (DC × 1 with flat shank)	<b>9 11 12 14 16 18</b> 65 75 80 90 100 110
DC - C87			 A:2.02 D:28.60 N:10.00	ベビーロック用 (DC × 1KNの平取針) babylock (DC × 1KN with flat shank)	<b>9 10 11 12 14</b> 65 70 75 80 90

上記以外にも様々な種類の針があります。詳しくは、お問い合わせください。/ Please Note: we have many other types of needles that are not indicated above. Please contact us for details.

# TROUBLESHOOTING/ REZOLVARE PROBLEME(SOLUTII ACE)



## 表面処理\*2 COATING 表面處理

表面処理を施せば、さらに効果的です。/Coating provides further effectiveness/進行表面處理的話會更有效果

針熱が引き起こすトラブルに For trouble due to needle heat 用於由針熱而引起的縫紉問題	▶ <b>HP coating</b>
粘着が引き起こすトラブルに For trouble due to adhesion 用於由粘着而引起的縫紉問題	▶ <b>LP coating</b>
摩耗・先つぶれが引き起こすトラブルに For trouble due to wear and point damage 用於由磨損・針尖損傷而引起的縫紉問題	▶ <b>PD coating</b>

\*2 オルガン工業用ミシン針全ての種別番手について、表面処理を施すことが可能です。  
Coating can be applied to all our industrial sewing needles  
所有的風琴牌工業用縫紉機針都可以進行表面處理加工

## オルガンの対策針/ORGAN Countermeasure Needles/風琴牌的對策針

縫い方 Sewing type 縫紉方法	基本種別 Regular system 基本種別	地糸切れ対策種別 For Fabric Yarn Breakage 面料斷絨對策針種別	バックリング対策種別 For Seam Puckering 縫縮起皺對策針種別	目飛び対策種別 For Skipped Stitches 跳綫對策針種別		糸穴が大きい種別 Large needle eye type 大針眼針種別
本縫い Lockstitch 平縫	DBX1	DBX1KN DBX1SF	DBX1NS	DBX1-NY2	—	DBXK5 DBX1KNLE
	DPX17	DPX17SF	DPX17NS	DPX17-NY2	DPX17-SK1	DPX17LE
二重環縫い・平2・3本 Double chainstitch/2or3-needle Flat lockstitch 雙鍊縫	UYX128GAS	UYX128GASKN	—	UYX128GAS-NY2	UYX128GAS-SK1	UYX128LE
千鳥縫い・門止めなど Zigzag stitching・Bartacking,etc 麤摺縫・套結等	DPX5	DPX5KN DPX5SF	DPX5NS	DPX134-NY2	DPX134-SK1	DPX134LE
オーバーロック Overlock stitch 包縫	DCX1	DCX1KN DCX1SF	DCX1NS	DCX27	—	DCX27LE

NOVATEX SRL

J05/52/1996 | Ro8080315  
office@novatex.ro | www.novatex.ro

ORADEA

A Calea Borşului 38X  
T 0259 467 208  
M 0722 841 309  
E oradea@novatex.ro

BAIA MARE

A Mărgeanului 13  
T 0262 213 915  
M 0724 244 254  
E baiamare@novatex.ro

TIMIŞOARA

A Calea Buziaşului 6  
T 0256 218 936  
M 0723 241 529  
E timisoara@novatex.ro

BRAŞOV - GHIMBAV

A Făgăraşului 44  
T 0262 213 915  
M 0725 057 019  
E brasov@novatex.ro

BUCUREŞTI

A Bd. Mircea Vodă 43  
T 021 322 0603  
M 0727 830 115  
E bucuresti@novatex.ro

IAŞI

M 0731 520 035  
E iasi@novatex.ro