

SEWING TROUBLE and COUNTERMEASURE NEEDLE EMBROIDERY/BRODERIE

TROUBLE PROBLEME	MATERIAL / SEWING TYPE MATERIAL/TIP CUSATURA	CAUSE/CAUZA	COUNTERMEASURE NEEDLE/ SOLUTIE ACE
Fabric Yarn Breakage/ Rupere fir/Tesatura	Knit/Tricot		Ball Point Series (S) KN/SF Series
Poor Seams Appearance / Cusaturi slabite		Needle Depth in Thicker Material Sewing/ Adancimea acului in coaserea unui material mai gros	KK Series
Sequins Breakage /Rupere de paiete	Sequins with a small hole /Paiete cu o gaura mica		KK Series
Upper Thread Breakage/ Ruperea firului superior	Z-twist thread/ Ata cu fir rasucit	Twist Displacement of Thread/ Rasucirea atei	YORI Series
Poor Embroidery Stitches Appearance/ Cusatura slabita la broderie	Z-twist thread Ata cu fir rasucit	Twist Displacement of Thread/ Rasucirea atei	YORI Series

Poor Seam Appearance/ Cusaturi slabite

3D EMBROIDERY/BRODERIE



SOLUTION/ SOLUTIE

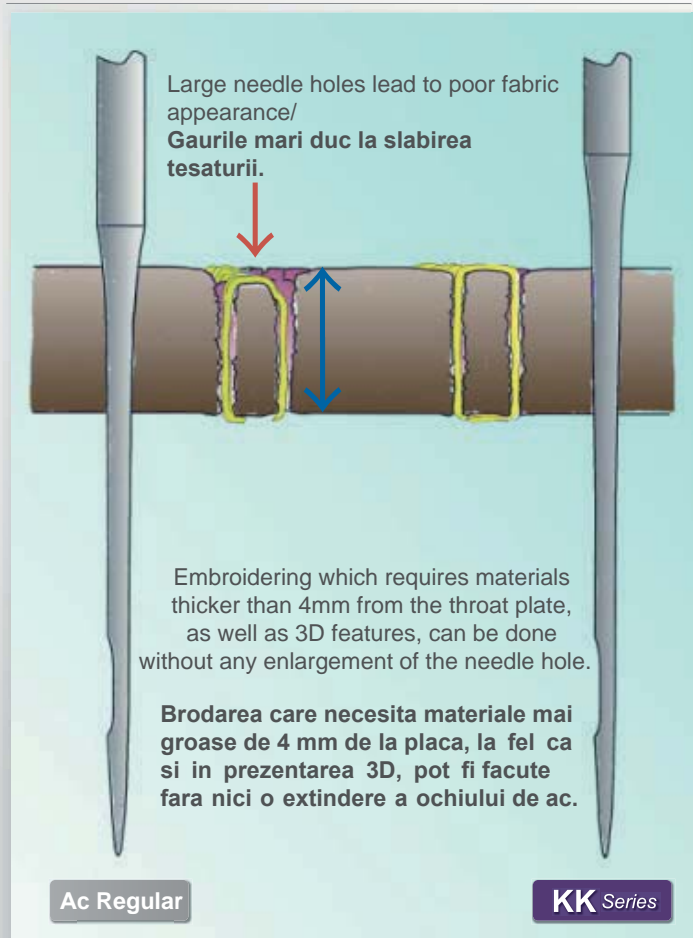
Shrink Needle Hole at the shank taper/

Micsorarea gaurii acului la tija conica

COUNTERMEASURE NEEDLE/ ALTERNATIVA AC

KK Series

ILLUSTRATION/ ILUSTRARE



COMPARATIVE PHOTOGRAPH/ FOTOGRAFIE COMPARATIVA



KK Series

The KK series also prevents Sequence Breakage where sequence hole is small./
Seriile KK previn de asemenea ruperea paietelor acolo unde paietele au o gaura mica.

Upper Thread Breakage and Poor Embroidery Stitches Appearance/ Ruperea firului superior si aparitia cusaturii slabite la broderie.

TROUBLE/ PROBLEMA



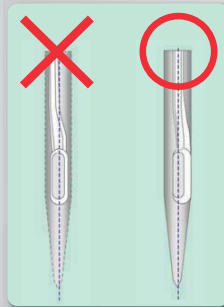
SOLUTION/SOLUTIE

Prevent Twist Displacement of Thread/ Previne rasucirea atei.

COUNTERMEASURE NEEDLE/ ALTERNATIVA AC

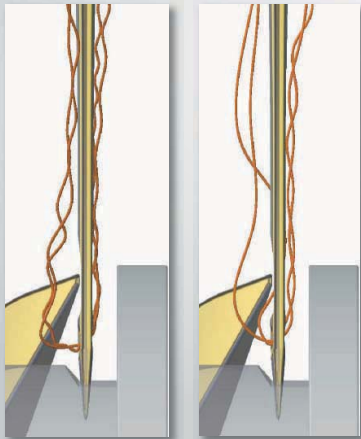
YORI Series

PLEASE NOTE/ NOTA



Unlike other needles, the needle eye should be slightly turned to your left when installed. (The long groove faces toward 4mm from the throat plate, as well as 3D features, can be done without any enlargement of the needle hole./
Spre deosebire de alte ace, ochiul acului ar trebui sa fie usor rotit in stanga atunci cand este instalat. (Lungimea canalului se indreapta spre 4 mm de la placa, la fel ca si in prezentarea 3D, pot fi facute fara nici o extindere a ochiului de ac.

TWIST DISPLACEMENT OF THREAD AND
Missed Thread pick up/
RASUCIREA ATEI si scamosarea atei



CONSISTENT LOOP
FORMATION BY YORI/
**FORMAREA BUCLEI
CONSISTENTE DE YORI**



Point!

Even if difficult circumstances such as backward sewing, this is effective. Please install the needle so that the long groove is facing towards you. The needle eye can be slightly turned to your left. The needle is specific to Z-twist thread./
Chiar si in circumstante dificile precum coaserea de intaritura, acest ac este eficient. Va rugam instalati acul astfel incat canelura lunga sa fie indreptata spre dvs. Ochiul acului poate fi usor rotit spre stanga. Acul este specific atei Z-rasucita.